

 **LX Hausys**

www.lxhausys.com

BENIF



Interior Film

Index

BM	
BM001	79
BM002	79
BM003	80
BM004	80
BM006	79
BM007	79
BM008	79
BM009	80
BM010	80
BM011	80
BM012	80
BM013	77
BM015	77
BM016	78
BM017	78
BM019	77

BW	
BW001	48
BW002	50
BW003	51
BW004	51
BW005	49
BW006	49
BW007	48
BW008	51
BW009	51
BW010	49
BW011	51
BW012	51
BW013	49
BW014	49
BW015	49
BW016	46
BW017	47
BW018	47
BW019	47
BW020	45
BW021	45
BW022	45
BW023	45

CW	
CW44 (EW44)	73
CW69 (EW69)	73
CW79 (EW79)	72
CW87 (EW87)	73
CW88 (EW88)	71
CW111 (EW111)	73
CW124 (EW124)	73
CW141 (EW141)	68
CW150 (EW150)	73
CW151 (EW151)	68
CW152 (EW152)	71

CW154 (EW154)	72
CW175 (EW175)	72
CW177 (EW177)	73
CW240 (EW240)	67
CW258 (EW258)	73
CW292 (EW292)	64
CW314 (EW314)	69
CW316 (EW316)	71
CW320 (EW320)	73
CW348 (EW348)	73
CW356 (EW356)	71
CW358 (EW358)	68
CW370 (EW370)	70

CW390 (EW390)	64
CW407 (EW407)	65
CW408 (EW408)	65
CW424 (EW424)	66
CW427 (EW427)	73
CW431 (EW431)	70
CW437 (EW437)	66
CW441 (EW441)	69

CW453 (EW453)	72
CW454 (EW454)	69
CW455 (EW455)	73
CW459 (EW459)	64
CW466 (EW466)	65
CW469 (EW469)	70
CW506 (EW506)	67
CW509 (EW509)	68
CW511 (EW511)	66
CW512 (EW512)	69
CW513 (EW513)	73
CW518 (EW518)	68
CW519 (EW519)	70
CW521 (EW521)	67
CW527 (EW527)	66
CW530 (EW530)	66
CW531 (EW531)	68
CW535 (EW535)	70
CW537 (EW537)	72
CW544 (EW544)	67
CW552 (EW552)	66
CW554 (EW554)	70
CW556 (EW556)	64
CW557 (EW557)	68
CW575 (EW575)	67
CW579 (EW579)	70
CW582 (EW582)	70
CW590 (EW590)	72
CW597 (EW597)	67
CW598 (EW598)	72
CW599 (EW599)	70
CW600 (EW600)	67
CW601 (EW601)	70
CW602 (EW602)	70
CW603 (EW603)	64
CW604 (EW604)	68
CW605 (EW605)	68

CW606 (EW606)	64
CW609 (EW609)	73
CW611 (EW611)	64
CW615 (EW615)	68
CW616 (EW616)	64
CW618 (EW618)	64
CW619 (EW619)	63
CW624 (EW624)	65
CW626 (EW626)	67
CWAC1 (EWAC1)	69
CWB1 (EWB1)	73
CWPF3 (EWPF3)	67
CWSH2 (EWSH2)	70

DP	
DP001	13
DP002	13
DP003	13
DP004	13
DP005	13
DP006	13

DW	
DW157 (EW157)	72
DW159 (EW159)	68
DW161 (EW161)	67
DW179 (EW179)	73
DW180 (EW180)	73
DW182 (EW182)	67
DW190 (EW190)	73
DW207 (EW207)	68
DW307 (EW307)	70
DW308 (EW308)	68
DW371 (EW371)	71
DW398 (EW398)	72
DW400 (EW400)	73
DW406 (EW406)	66
DW456 (EW456)	64
DW467 (EW467)	65
DW548 (EW548)	68
DW549 (EW549)	68
DW550 (EW550)	73
DW633 (EW633)	63
DW634 (EW634)	63
DW635 (EW635)	64
DW636 (EW636)	64
DW637 (EW637)	63
DW638 (EW638)	63
DW639 (EW639)	64
DW640 (EW640)	68
DW641 (EW641)	69
DW642 (EW642)	65
DW643 (EW643)	64
DW644 (EW644)	67
DW645 (EW645)	68
DW646 (EW646)	72

DW647 (EW647)	63
DW648 (EW648)	63
DW649 (EW649)	63
DW650 (EW650)	63
DW651 (EW651)	63
DW652 (EW652)	63
DW653 (EW653)	63
DW654 (EW654)	63
DW655 (EW655)	63
DW656 (EW656)	63

EL	
EL043	93
EL044	93
EL049	93
EL051	93
EL176	87
EL177	87
EL178	87
EL235	93

FW	
FWES3 (EWES3)	71

ML	
ML22	87
ML23	84
ML24	84
ML45	93
ML47	93
ML48	93
ML49	93
ML56	89
ML57	89
ML58	89
ML64	87
ML67	89
ML71	84
ML72	84
ML73	84
ML74	84
ML75	84
ML76	84
ML77	84
ML80	84
ML83	95
ML84	95
ML85	95
ML86	95
ML87	95
ML88	95
ML89	82
ML91	82
ML92	86
ML93	86

ML94	86
ML95	88
ML96	88
ML97	83
ML98	83
ML99	83
ML101	82
MLS01	85
MLS02	85
MLS03	85
MLS04	85
MLS05	85
MLS06	85

MS		
MS01 (MSE01)		31
MS09 (MSE09)		30
MS18 (MSE18)		30
MS19 (MSE19)		31
MS20 (MSE20)		31
MS21 (MSE21)		30

NS		
NS005		81
NS006		81

NV		
NV001		15
NV002		15
NV003		15
NV004		15
NV005		15
NV006		15

NW		
NW006 (NE006)		54
NW007 (NE007)		56
NW008 (NE008)		56
NW014 (NE014)		54
NW015 (NE015)		61
NW017 (NE017)		61
NW032 (NE032)		53
NW033 (NE033)		54
NW034 (NE034)		54
NW038 (NE038)		54
NW039 (NE039)		54
NW041 (NE041)		52
NW042 (NE042)		54
NW043 (NE043)		55
NW044 (NE044)		55
NW045 (NE045)		56
NW046 (NE046)		57
NW053 (NE053)		58
NW055 (NE055)		57

NW056 (NE056)	61
NW057 (NE057)	53
NW058 (NE058)	55
NW059 (NE059)	55
NW060 (NE060)	56
NW062 (NE062)	53
NW063 (NE063)	57
NW067 (NE067)	55
NW068 (NE068)	61
NW070 (NE070)	53
NW071 (NE071)	53
NW072 (NE072)	55
NW073 (NE073)	52
NW078 (NE078)	53
NW080 (NE080)	52
NW082 (NE082)	58
NW083 (NE083)	54
NW084 (NE084)	59
NW085 (NE085)	54
NW086 (NE086)	59
NW087 (NE087)	56
NW088 (NE088)	54
NW089 (NE089)	56
NW090 (NE090)	57
NW092 (NE092)	59
NW099 (NE099)	52
NW100 (NE100)	59
NW101 (NE101)	59
NW102 (NE102)	52
NW104 (NE104)	57
NW109 (NE109)	59
NW110 (NE110)	58
NW111 (NE111)	58
NW112 (NE112)	52
NW113 (NE113)	58
NW114 (NE114)	58
NW116 (NE116)	60
NW117 (NE117)	60
NW118 (NE118)	61
NW119 (NE119)	60
NW120 (NE120)	60
NW121 (NE121)	60
NW122 (NE122)	60
NW123 (NE123)	61

PME	
(PME01)	27
(PME02)	27
(PME03)	27
(PME04)	27
(PME05)	27
(PME06)	27
(PME07)	27
(PME08)	27
(PME09)	27
(PME10)	27

PW	
PW101	38
PW102	38
PW103	40
PW104	42
PW105	36
PW106	36
PW107	41
PW108	41
PW109	36
PW110	36
PW111	42
PW112	42
PW113	35
PW114	39
PW115	41
PW116	34
PW117	35
PW118	38
PW119	38
PW120	42
PW121	41
PW122	43
PW123	35
PW124	41
PW125	41
PW126	34
PW127	35
PW128	42
PW129	35
PW130	36
PW131	37
PW132	39
PW133	37
PW134	40
PW135	43
PW136	35
PW137	38
PW138	42
PW139	36
PW140	38
PW141 (N)	33
PW142 (N)	33
PW143 (N)	33

RE	
RE03 (ESE03)	25

RGM	
RGM02 (EGM02)	23
RGM03 (EGM03)	23
RGM05 (EGM05)	23
RGM12 (EGM12) (N)	22
RGM13 (EGM13) (N)	23
RGM14 (EGM14) (N)	22

RGM15 (EGM15) (N)	23
RGM16 (EGM16) (N)	23

RM	
----	--

RM12	89
------	----

RP	
----	--

RP03 (RPE03)	31
RP04 (RPE04)	31
RP06 (RPE06)	30
RP08 (RPE08)	31
RP42 (RPE42)	31
RP45 (RPE45)	30
RP46 (RPE46)	31
RP47 (RPE47)	30
RP48 (RPE48)	30
RP49 (RPE49)	31
RP50 (RPE50)	31
RP51 (RPE51)	31
RP52 (RPE52)	30
RP53 (RPE53)	31
RP54 (RPE54) (N)	29
RP55 (RPE55) (N)	29
RP56 (RPE56) (N)	28
RP57 (RPE57) (N)	28

RS	
----	--

RS13 (ES13)	24
RS22 (ES22)	25
RS27 (ES27)	24
RS31 (ES31)	25
RS35 (ES35)	25
RS40 (ES40)	25
RS45 (ES45)	24
RS46 (ES46)	25
RS47 (ES47)	25
RS48 (ES48)	25
RS49 (ES49)	25
RS51 (ES51)	25
RS52 (ES52)	25
RS55 (ES55)	24
RS56 (ES56)	24
RS57 (ES57)	25
RS58 (ES58)	25
RS61 (ES61)	24
RS68 (ES68)	25
RS69 (ES69)	24
RS70 (ES70)	25
RS71 (ES71)	25
RS76 (ES76)	24
RS81 (ES81)	24
RS84 (ES84)	24
RS86 (ES86)	24
RS87 (ES87)	25
RS88 (ES88)	25

RS89 (ES89)	24
RS91 (ES91)	24
RS92 (ES92)	25
RS98 (ES98)	20
RS100 (ES100)	25
RS101 (ES101)	21
RS103 (ES103)	19
RS104 (ES104)	19
RS105 (ES105)	19
RS106 (ES106)	20
RS107 (ES107)	20
RS108 (ES108)	20
RS116 (ES116)	19
RS118 (ES118)	24
RS119 (ES119)	24
RS120 (ES120)	25
RS121 (ES121)	24
RS122 (ES122)	25
RS123 (ES123)	25
RS124 (ES124)	24
RS125 (ES125)	24
RS127 (ES127)	25
RS128 (ES128)	25
RS130 (ES130)	24
RS131 (ES131)	24
RS132 (ES132)	24
RS133 (ES133)	24
RS134 (ES134)	24
RS135 (ES135)	25
RS136 (ES136)	25
RS138 (ES138)	21
RS139 (ES139)	21
RS140 (ES140)	21
RS141 (ES141)	21
RS142 (ES142)	21
RS144 (ES144)	21
RS145 (ES145)	21
RS150 (ES150)	20
RS151 (ES151)	20
RS158 (ES158)	25
RS159 (ES159)	21
RS160 (ES160)	21
RS161 (ES161)	21
RS162 (ES162)	21
RS163 (ES163)	24
RS164 (ES164)	24
RS165 (ES165)	24
RS166 (ES166)	24
RS167 (ES167)	24
RS168 (ES168)	25
RS170 (ES170)	19
RS171 (ES171)	25
RS172 (ES172)	24
RS173 (ES173)	19
RS174 (ES174)	19
RS175 (ES175)	19
RS176 (ES176)	25
RS179 (ES179) (N)	25

(ES180) (N)	24
RS181 (ES181) (N)	24
RSCK1 (ESCK1)	24
RSJD1 (HSJD1)	20
RSP01 (ESP01)	20

SF	
----	--

SF002	92
SF003	92
SF005	92
SF006	92
SF008	92
SF009	92
SF011 (N)	91
SF012 (N)	91
SF013 (N)	91
SF014 (N)	91
SF015 (N)	91
SF016 (N)	91

SM	
----	--

SM001	17
SM002	17
SM003	17
SM005	16
SM006	16
SM007	16
SM008	16
SM009 (N)	17
SM010 (N)	17
SM011 (N)	17
SM012 (N)	17
SM013 (N)	16
SM014 (N)	16
SM015 (N)	16
SM016 (N)	16

SW	
----	--

SW001	75
SW002	75
SW003	75
SW004	74
SW005	74
SW006	75
SW007 (N)	75
SW008 (N)	74
SW009 (N)	74
SW010 (N)	74
SW011 (N)	74
SW012 (N)	75

Contents

Recommendation_추천	06
Dual_듀얼	12
Misty_미스티	16
Emboss_엠보스	18
Solid_솔리드	24
Metal_메탈	26
Classic Wood_클래식 우드	32
Big Wood_빅 우드	44
Premium Wood_프리미엄 우드	52
Wood_우드	62
Big Stone_빅 스톤	76
Stone_스톤	81
Stucco_스타코	85
Concrete / Mortar_콘크리트/모르타르	86
Marble_마블	88
Textile_텍스타일	90
Leather_레더	94
Specialty_스페셜티	96
Certification & Test Report _인증&성적서	98



LX하우스시스 인테리어필름의 다양한 정보를 온라인에서 만나보세요.
Discover various information about LX Hausys Interior Films online.
www.lxhausys.com/gl/index



LX지인 인테리어필름의 Repeated Image들을 확인해보세요.
Please check the repeated images of LX Z:IN Interior Film.
www.lxbenifdesign.com



LX지인 도어와 창호를 인테리어필름과 함께 리모델링해보세요.
Try remodel your LX Z:IN doors and windows with Interior Film.
www.lxbenifcolortable.com

■ 방염 컬러 Flame Retardant ■ 비방염 컬러 Non-Flame Retardant

2023년 출시 신제품입니다.
This is a new product to be released in 2023.

이미지에 적용된 컬러입니다.
The color is applied to the photographic image.

해당 컬러는 샘플북 맨 뒤 시공 유의사항을 반드시 지켜주세요.
Be sure to follow the application instructions at the back of the sample book for the relevant color.

BENIF

당신이 바라던
공간에 대한 모든 것,
Benif에 있습니다.

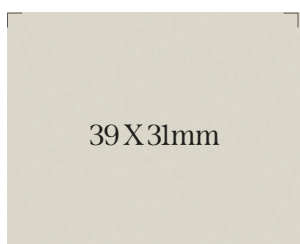
*Everything you could ever long for in a space,
BENIF has.*

Recommendation


Dual 듀얼

빛의 각도에 따라 때론 우아하게,
때론 유니크하게.
공간에 새로움을 더합니다.


*Depending upon the angle of light,
sometimes elegantly and sometimes uniquely.
Increase novelty to the space.*



DP002



DP005



NV003



NV002



DP002 / NV003

※ 상기 이미지 안의 제품 패턴과 색상은 실제 제품과 차이가 있을 수 있음을 알려드립니다.



Recommendation

Stone 스톤

깔끔한 미스티 스톤의 배경과
오브제가 만나 꿈꾸던
미니멀한 공간이 탄생합니다.


*A background of neat Misty Stone and an objet
meet to create a minimalistic space that you have
dreamed of.*




SM013



SM013



SM015



SM016


39 X 31mm

Big Stone 빅스톤

빅 그라니트가 선사하는
중후하고 역동적인 분위기는
럭셔리함을 한층 높입니다.


*The imposing and dynamic mood presented
by Big Granite increases luxury.*

BM015



BM015

Big Granite



BM019

Big Granite

※ We notice that pattern and color of the product in the above image might differ from the actual product.

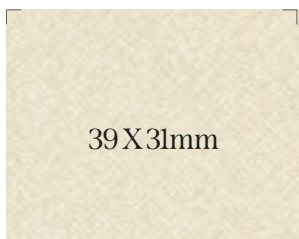
Recommendation

Textile 텍스타일


부드럽고도 섬세한 크로스 패브릭에
은은한 조명이 더해질 때,
포근함이 완성됩니다.

*When soft and detailed cross fabric is added with
delicate lighting, the coziness is completed.*

SF012



SF012



SF015

39X31mm

Wood 우드

빅 우드와 클래식 우드의
차분하고도 섬세한 나뭇결이
근사한 분위기를 선사합니다.

*The calm and detailed wood grain of Big Wood and
Classic Wood creates a splendid mood.*

BW020 / PW141



BW020



Walnut

PW141

Soft Walnut

※ We notice that pattern and color of the product in the above image might differ from the actual product.

Dual 듀얼


빛의 각도에 따라 우아하고도 고급스럽게 나만의 독창적인 공간을 연출합니다.

Elegantly and luxuriously according to the angle of light. Create your own unique space.







DP001 / DP002


12




■ DP001  




■ DP002  




■ DP003 



■ DP004 



■ DP005 



■ DP006 



※ 제품이 보는 방향에 따라 색상이 다르게 보이므로 정확한 색상 확인을 원하실 경우, 구매 전 실제 제품을 확인해 보세요.

※ The product's color can appear different depending on the viewing angle, so it is recommended to check the actual product before purchasing if you want to confirm its accurate color.

Dual 듀얼



NV004

14


※ 상기 이미지 안의 제품 패턴과 색상은 실제 제품과 차이가 있을 수 있음을 알려드립니다.




86X72mm

■ NV003 




■ NV004  



■ NV001 



■ NV002 



■ NV005 



■ NV006 

※ We notice that pattern and color of the product in the above image might differ from the actual product.

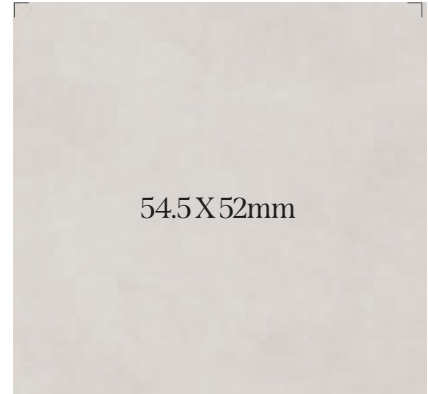
Misty 미스티

내추럴한 표면 위에 화이트 도장을 한 듯 부드럽고 화사한 분위기를 선사합니다.



Make a present of soft and fluorescent mood as if white paint was applied on a natural surface.



SM001 / SM013 / SM014




54.5 X 52mm


■ SM013  




■ SM005




■ SM014  




■ SM015 




■ SM006



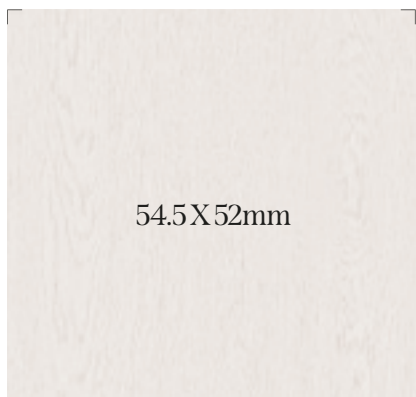
■ SM016 




■ SM008




■ SM007




■ SM001



■ SM002



■ SM003



■ SM009



■ SM011



SM009



■ SM010



■ SM012

※ We notice that pattern and color of the product in the above image might differ from the actual product.

Emboss 엠보스

은은하게 반사되는 텍스처와 다채로운 색감이 만나 온기를 더합니다.

The delicately reflective texture and colorful colors increase warmth.




Emboss 엠보스



■RS174



■RS116



■RS104



■RS105



■RS170



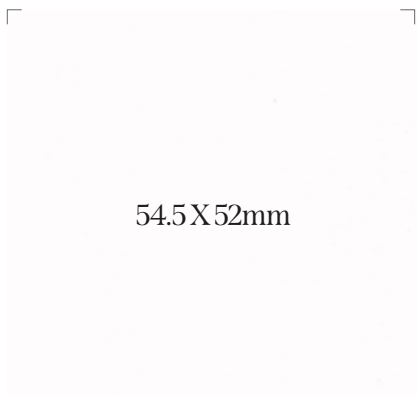
■RS173



■RS103



■RS175



■ RSJD1



■ RS98




■ RSP01



RS98 / RS150




■ RS150



■ RS151



■ RS106



■ RS107




■ RS108



■ RS101



■ RS160



■ RS162



■ RS159




■ RS161



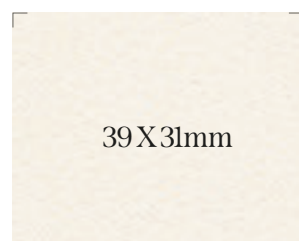
■ RS144




■ RS145




■ RS138




■ RS139



■ RS140



■ RS141



■ RS142

※ We notice that pattern and color of the product in the above image might differ from the actual product.

Emboss 엠보스



RGM13

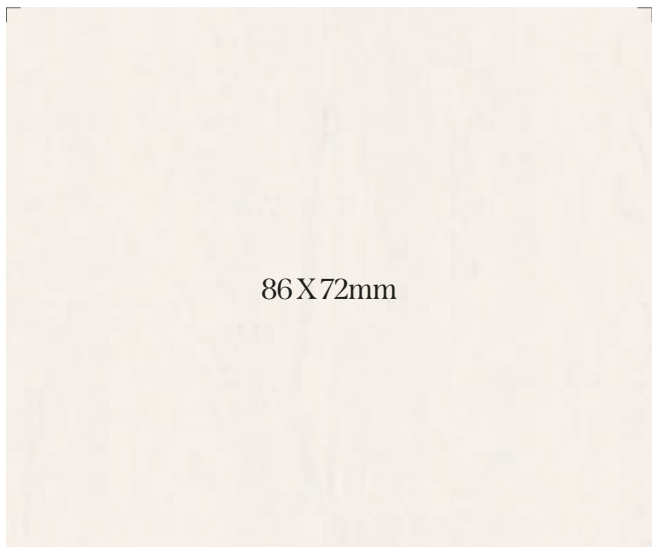


86X72mm

RGM12 N




RGM14 N




RGM05




RGM13




RGM03



RGM02



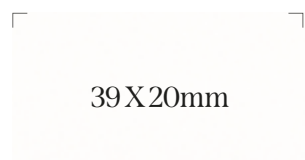
RGM15




RGM16

※ We notice that pattern and color of the product in the above image might differ from the actual product.

Solid 솔리드




■ RS130



■ ES180 




■ RS86




■ RS181 




■ RS69



■ RS13



■ RS131



■ RS132




■ RS124



■ RS118



■ RS56




■ RS133



■ RS91



■ RS55




■ RS172



■ RS76



■ RS121



■ RS164



■ RS45



■ RS134



■ RS119



■ RS163



■ RS125



■ RS165



■ RS89



■ RS84




■ RS61



■ RS27



■ RSCK1



■ RS167



■ RS81



■ RS166



※ We notice that pattern and color of the product in the above image might differ from the actual product.

Metal 메탈

화려한 느낌의 메탈은 세련되고 럭셔리한 공간을 완성합니다.

Gorgeous metal completes refined and luxurious space.




PME05 / PME06




■ PME01 




■ PME02 




■ PME06  




■ PME08 




■ PME04 




■ PME09 




■ PME07 



■ PME10 




■ PME03 




■ PME05  

※ We notice that pattern and color of the product in the above image might differ from the actual product.

Metal 메탈




RP56




86 X 72mm

RP57




RP56



86 X 72mm

RP54



RP55




RP54

※ We notice that pattern and color of the product in the above image might differ from the actual product.


Metal 메탈

54.5X52mm


■ MS21



■ MS18




■ MS09




■ RP47




RP47




■ RP48



■ RP06



■ RP45



■ RP52




■ MS01




■ MS19




■ RP08




■ RP04




■ RP42




■ RP03




■ MS20




■ RP46




■ RP49



■ RP53



■ RP50



■ RP51

※ We notice that pattern and color of the product in the above image might differ from the actual product.

Classic Wood 클래식 우드

나무보다 더 나무답게, 나무의 부드러운 숨결을 공간 안에 가득 담습니다.

More being like a tree than a tree, Put its soft breath in the full of space.





PW141

32

※ 상기 이미지 안의 제품 패턴과 색상은 실제 제품과 차이가 있을 수 있음을 알려드립니다.




180 X 72mm

■ PW141   



Soft Walnut



■ PW142  

Soft Walnut



■ PW143  

Soft Walnut


※ We notice that pattern and color of the product in the above image might differ from the actual product.

Classic Wood 클래식 우드



■ PW116

Standard Oak



■ PW126


Aiguille Oak



PW123

34

※ 상기 이미지 안의 제품 패턴과 색상은 실제 제품과 차이가 있을 수 있음을 알려드립니다.



■ PW129 

Aiguille Oak




■ PW123 

Walnut




■ PW117 

Standard Oak



■ PW136 

Eiche



■ PW127 

Aiguille Oak



■ PW113 

Slap Oak

※ We notice that pattern and color of the product in the above image might differ from the actual product.

Classic Wood 클래식 우드



■ PW105

Teak




■ PW109

Ash




■ PW130

Aiguille Oak



■ PW139

Olive Ash




■ PW106

Teak




■ PW110

Ash



■ PW133 

Danish Teak



■ PW131 

Aiguille Oak

※ We notice that pattern and color of the product in the above image might differ from the actual product.

Classic Wood 클래식 우드




■ PW137

Eiche




■ PW118

Standard Oak




■ PW119

Standard Oak



■ PW140

Olive Ash



■ PW102

Oak



■ PW101

Oak



86X72mm

■ PW132

Danish Teak



■ PW114

Slap Oak



PW118

※ We notice that pattern and color of the product in the above image might differ from the actual product.

Classic Wood 클래식 우드




PW134



86 X 72mm

■ PW103

Oak



■ PW134

Danish Teak




■ PW107 

Teak




■ PW121 

Standard Oak




■ PW108 

Teak




■ PW124 

Walnut



■ PW115 

Slap Oak



■ PW125 

Walnut

※ We notice that pattern and color of the product in the above image might differ from the actual product.

Classic Wood 클래식 우드



■ PW138

Olive Ash




■ PW111

Ash



■ PW112

Ash



■ PW128

Aiguille Oak



■ PW120



Standard Oak




■ PW104

Oak



■ PW135  

Danish Teak



■ PW122 

Standard Oak

※ We notice that pattern and color of the product in the above image might differ from the actual product.

Big Wood 빅우드

우드 슬랩의 커다랗고 웅장한 나이트, 길게 뻗은 나뭇결을 오롯이 느껴보세요.

Feel the huge and majestic annual rings of the wood slab and the long grain of the wood.



BW021


44

※ 상기 이미지 안의 제품 패턴과 색상은 실제 제품과 차이가 있을 수 있음을 알려드립니다.



■ BW020 

Walnut



■ BW021  

Walnut



■ BW023 

Walnut



■ BW022 

Walnut

※ We notice that pattern and color of the product in the above image might differ from the actual product.

Big Wood 빅우드



BW017



180X72mm

■ BW016 


Teak



180 X 72mm


■ BW017  

Teak



■ BW018 

Teak



■ BW019 

Teak

※ We notice that pattern and color of the product in the above image might differ from the actual product.

Big Wood 빅우드



■BW001

Ash



■BW007

Antique Oak



BW010




■ BW010

Lauan



■ BW005

Oak



■ BW014

Washed Ash




■ BW013

Lauan



■ BW015

Washed Ash



■ BW006

Oak

※ We notice that pattern and color of the product in the above image might differ from the actual product.

Big Wood 빅우드



BW008



180 X 72mm

■ BW002

Walnut



■ BW008

Antique Oak




■ BW009

Antique Oak




■ BW004

Oak




■ BW011

Lauan



■ BW003

Walnut



■ BW012


Lauan

※ We notice that pattern and color of the product in the above image might differ from the actual product.

Premium Wood 프리미엄 우드

깊이 있고 자연스러운 나뭇결을 있는 그대로 고스란히 담습니다.

Put the deep and natural wood grain into itself as it is.



NW102

Oak



NW080

Castagno Cardduci




NW099

Walnut



NW041

White Oak



NW112

Ash




NW073

Birch



NW071

Maple



NW057

Oak




NW032

Oak



NW078

Teak



NW062

Wizard Grain



NW070

Ash

※ We notice that pattern and color of the product in the above image might differ from the actual product.

Premium Wood 프리미엄 우드



NW014

Oak



NW038

Ash



NW085

Oak



NW033

Oak



NW039

Ash




NW088

Teak




NW042

White Oak



NW006

Amazahoue



NW083

Oak




NW034

Oak




NW072

Teak



NW059

Oak



NW058

Oak



NW044

Walnut



NW067

Teak



NW043

White Oak

※ We notice that pattern and color of the product in the above image might differ from the actual product.

Premium Wood 프리미엄 우드




NW089

Teak



NW045

Walnut




NW007

Amazahoue




NW087

Oak




NW060

Walnut



NW008

Amazahoue




NW046

Walnut




NW104

Oak




NW063

Teak



NW055

Teak

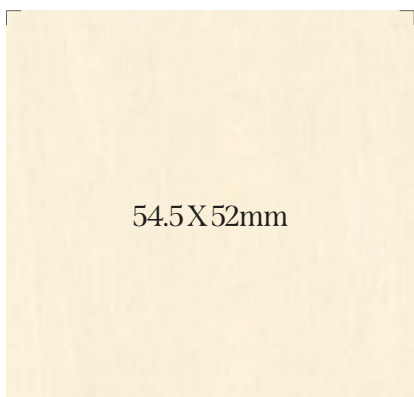


NW090

Teak


※ We notice that pattern and color of the product in the above image might differ from the actual product.

Premium Wood 프리미엄 우드




NW111

Ash



NW110

Teak



NW053

Teak



NW114

Ash



NW113

Ash



NW082

Oak




NW109



54.5 X 52mm

NW100

Walnut



NW101

Walnut



NW092

Line Teak



NW086

Oak



NW109

Teak



NW084

Oak


※ We notice that pattern and color of the product in the above image might differ from the actual product.

Premium Wood 프리미엄 우드



NW116

Brushed Oak




NW120

Washed Oak




NW122

Washed Oak



NW119

Brushed Oak



NW117

Brushed Oak




NW121

Washed Oak



NW123

Washed Oak




NW118

Brushed Oak




NW015

Oak




NW068

Padouk



NW017

Oak



NW056

Teak



※ We notice that pattern and color of the product in the above image might differ from the actual product.

Wood 우드

나무만이 갖고 있는 다양한 색감과 친근한 아름다움을 느껴보세요.

Feel the variety of colors and heimish beauty that only woods have.

DW653


62

※ 상기 이미지 안의 제품 패턴과 색상은 실제 제품과 차이가 있을 수 있음을 알려드립니다.




DW656 N

Oak



DW651 N

Ash



DW654 N

Oak



DW633

Oak



DW647

Washed Oak



DW652 N

Maple



DW637

Elm



DW648

White Oak




CW619

Oak



DW634

Oak



DW653 N

Ash



DW650

Ash




DW638

Elm



DW655 N

Oak



DW649

Painted Oak

※ We notice that pattern and color of the product in the above image might differ from the actual product.

Wood 우드



DW643 Ash



DW639 Ash



CW606 Elm



CW611 Ash



CW616 Elm



CW390 Walnut



DW635 Ash



CW618 Washed Oak



CW603 Oak



CW556 Oak



CW459 Thinwin



DW456 Teak



DW636 Elm



CW292 Oak



DW642

Ash



CW407

Wizard Grain



CW466

Walnut



CW408

Wizard Grain



DW467

Walnut




CW624

Oak

※ We notice that pattern and color of the product in the above image might differ from the actual product.

Wood 우드



CW511 Elm



CW552 Birch



CW437 Cherry



CW530 Ash




DW406 Wizard Grain



CW424 Olive Line



CW527 Maple



CW575 Ash



CW521 Pine




CW240 Elm



CW600 Ash



CW544 Rosewood




CW597 Oak



DW161 Oak



DW644 Ash



CW506 Teak



DW182 Teak



CW626 Oak



CWPF3 Oak

※ We notice that pattern and color of the product in the above image might differ from the actual product.

Wood 우드



CW141 Maple



CW531 Ash



DW548 Oak



DW207 Teak



CW509 Elm




CW615 Oak




CW557 Oak



CW518 Ash



DW549 Oak



CW604 Washed Oak



DW640 Ash



CW605 Washed Oak



DW308 Oak



DW645 Ash



CW151 Oak



CW605 Washed Oak




DW159 Oak



CW358 Castagno Cardduci



DW645



CW441

Bamboo



CW314

Ash



CWAC1

Oak



CW512

Teak



CW454

Noce




DW641

Ash

※ We notice that pattern and color of the product in the above image might differ from the actual product.

Wood 우드



CW599

Oak



DW307

Oak



39 X 72mm

CW519

Ash



CWSH2

Oak



CW602

Ash



CW601

Ash



CW554

Birch



CW582

Teak



CW535

Oak



CW431

Walnut



CW579

Bao



CW370

Teak





CW469

Padouk



CW152




FWES3

Walnut




DW371

Teak



CW316

Ash




CW356

Coconut



CW152

Walnut




CW88

Cherry

※ We notice that pattern and color of the product in the above image might differ from the actual product.

Wood 우드



■ CW537

Birch



■ CW590

Birch



■ CW453

Noce



■ CW79

Maple



■ CW598

Oak



■ DW157

Maple



■ CW154

Teak



■ DW398

Green Pine




■ CW175

Oak



■ DW646

Ash



CW258 Oak



DW550 Oak



CW609 Walnut



DW180 Teak



CW427 Noce



DW179 Teak



CW455 Noce




CW124 Cherry



CWB1 Cherry




DW400 Antique Pine



CW320 Zebrano



CW111 Cherry



CW513 Teak



CW150 Teak




CW177 Teak



CW44 Anegre



CW69 Cherry



DW190 Teak



CW348 Rosewood



CW87 Walnut

※ We notice that pattern and color of the product in the above image might differ from the actual product.

Wood 우드



■ SW008  




■ SW010  





■ SW004 



■ SW011  







■ SW009  



■ SW005 



■ SW007   




■ SW001 



■ SW002 



■ SW012  



■ SW006 



■ SW003 

※ We notice that pattern and color of the product in the above image might differ from the actual product.


Big Stone 빅 스톤


빅 슬랩의 웅장한 마블링과 곧게 뻗은 크랙의 숨결을 느껴보세요.

Feel the majestic marbling of the big slab and the breath of straight cracks.





BM013 / BM015



■ BM013  


Big Granite



■ BM015  

Big Granite

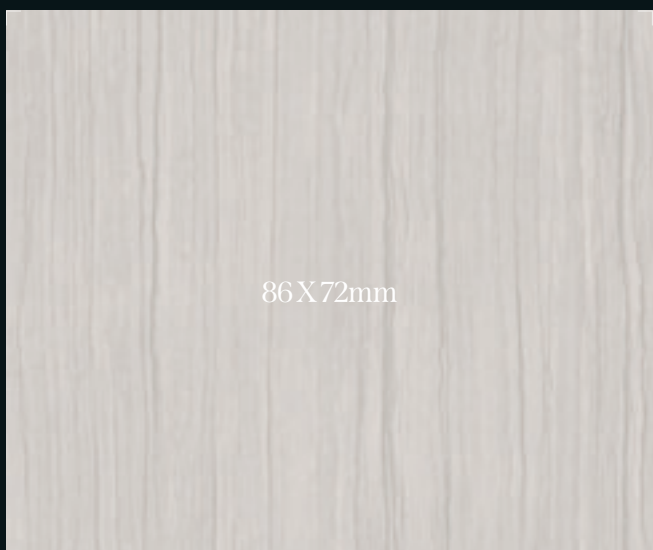




■ BM019 

Big Granite

※ We notice that pattern and color of the product in the above image might differ from the actual product.


Big Stone 빅스톤




BM016  

Big Travertine




BM017 

Big Travertine



■ BM001

Light Marbling




■ BM007

Arabescato




■ BM008

Borghini



■ BM002

Marble



■ BM006

Marquina

※ We notice that pattern and color of the product in the above image might differ from the actual product.

Big Stone 빅스톤



■ BM009

Galaxy Marble




■ BM010

Galaxy Marble



■ BM003

Gray Marble



■ BM004

Dark Gray Marble



■ BM011

Bulky Concrete



■ BM012

Bulky Concrete


Stone 스톤

부드럽고 섬세한 컬러 위에 스톤의 느낌을 살린 터치감을 경험하세요.




Experience the touch feeling of stone on top of soft and detailed colors.







NS006



86 X 72mm

■ NS006   



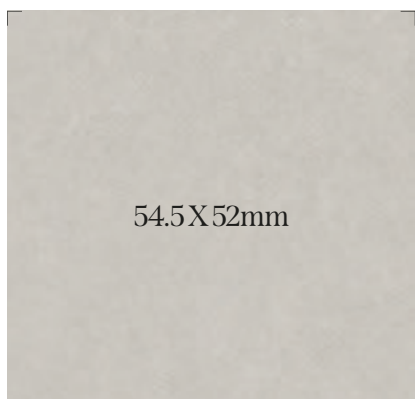
■ NS005   

※ We notice that pattern and color of the product in the above image might differ from the actual product.

Stone 스톤




ML89



54.5 X 52mm

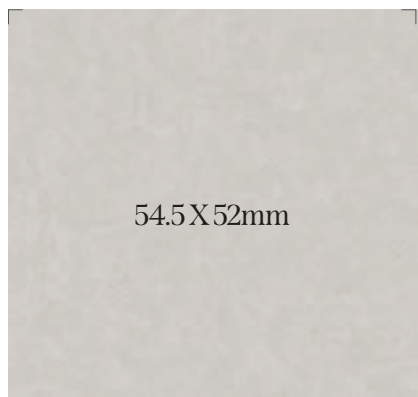
■ ML89  




■ ML91 



■ ML101 




■ ML99 



■ ML97  



■ ML98 




ML97

※ We notice that pattern and color of the product in the above image might differ from the actual product.

Stone 스톤




■ ML77



■ ML75



■ ML76



■ ML80




■ ML23




■ ML71



■ ML74



■ ML24



■ ML72



■ ML73

Stucco 스타코

아트페인팅의 살아있는 터치감이 세련되고 고급스러운 분위기를 연출합니다.

The alive touch of art painting creates a refined and luxurious mood.




■MLS03




■MLS01



■MLS06



■MLS05



■MLS02



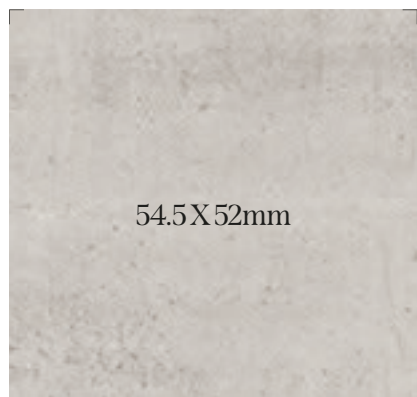
■MLS04

※ We notice that pattern and color of the product in the above image might differ from the actual product.


Concrete / Mortar 콘크리트 / 모르타르

가공되지 않은 거친 질감과 시크함으로 나만의 앤틱한 공간을 연출해 보세요.


Create your own antique space with unfashioned texture and chic.




54.5X52mm

■ ML92 



■ ML93  



■ ML94 



ML93



ML22




54.5 X 52mm

■ ML64



117.25 X 52mm

■ ML22 



■ EL178 



■ EL177 



■ EL176 


※ We notice that pattern and color of the product in the above image might differ from the actual product.


Marble 마블



고급스러운 유럽풍의 대리석이 선사하는 아름다움과 깨끗함을 느껴보세요.

Feel the beauty and cleanliness of luxurious European-style marble.



■ ML96 



■ ML95  



ML95

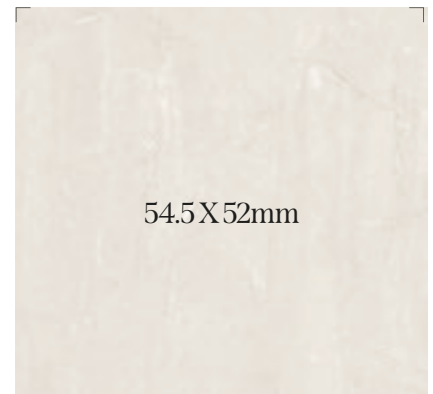


ML56



117.25 X 52mm

■ ML67



54.5 X 52mm


■ RM12



■ ML56



■ ML57



■ ML58

※ We notice that pattern and color of the product in the above image might differ from the actual product.

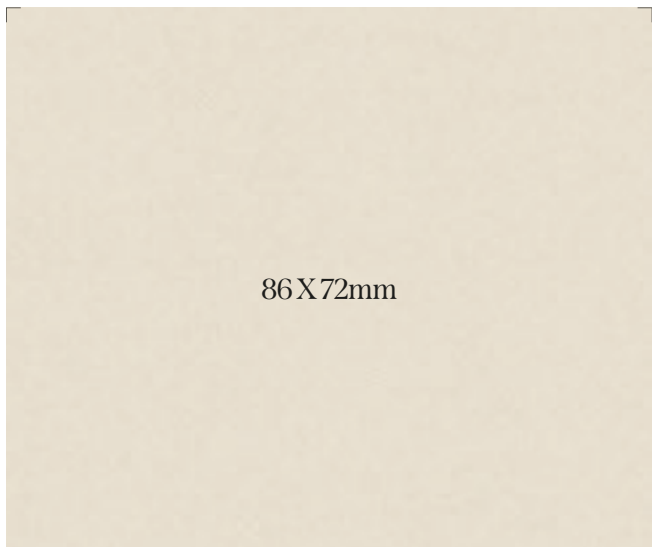
Textile 텍스타일

다양한 색감이 깃든 섬세한 직물이 따뜻하고 포근한 공간을 안겨줍니다.


Detailed fabrics in various colors give a space warmly and snugly.




SF012 / SF014




■ SF011  




■ SF012   




■ SF014   



■ SF015  



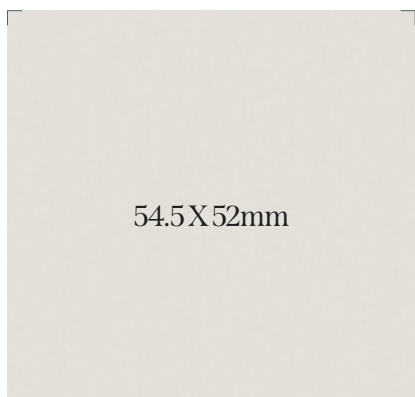
■ SF013  



■ SF016  


※ We notice that pattern and color of the product in the above image might differ from the actual product.

Textile 텍스타일




■ SF009 



■ SF002 



■ SF003 




■ SF005 



■ SF006 




■ SF008 




■ ML49



■ EL235 



■ EL051 



■ ML47



■ ML45



■ ML48




■ EL043 



■ EL044 



■ EL049 



※ We notice that pattern and color of the product in the above image might differ from the actual product.

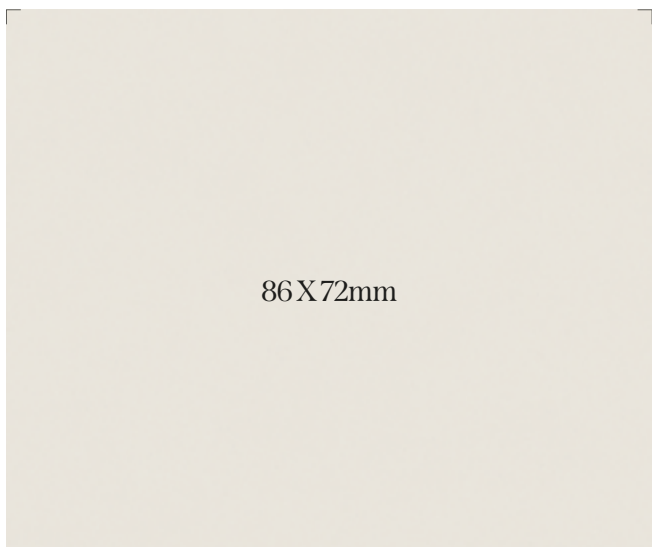
Leather 레더

가죽만이 지닌 클래식하면서도 고급스러운 색상, 리얼한 터치감은 럭셔리 그 자체입니다.

The classic and luxurious colors and the realistic touch of leather are luxury itself.




ML86




■ ML83 




■ ML84 




■ ML86  



■ ML85 



■ ML87 



■ ML88 

※ We notice that pattern and color of the product in the above image might differ from the actual product.

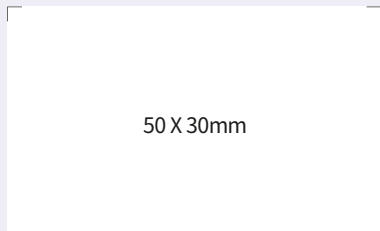


철도차량용 인테리어필름

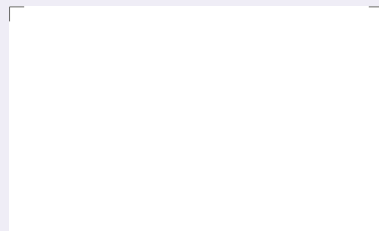
국토교통부에서 고시하고 있는 철도차량 기술기준에 따른 성능을 보유한 인테리어필름을 제공하며(철도차량 전용 컬러에 한함), KTX 및 SRT 실내 내장재로 사용되고 있습니다.

내장판 화재안전 기준						
화재성능 요구기준	시험방법	시험항목	합격기준			
	시험규격		위험등급[1]	위험등급[2]	위험등급[3]	위험등급[4]
내장판	ISO 5660-1	MARHE(kW/m ² , @50kW/m ²)	-	≤ 90	≤ 90	≤ 60
	ISO 5658-2	Qasb(MJ/m ²)	≥ 1.2	≥ 1.2	≥ 1.5	≥ 1.5
	ISO 5658-2	CFE(kW/m ²)	≥ 15	≥ 18	≥ 20	≥ 20
	ASTM E 662	DS(1.5min)	≤ 150	≤ 100	≤ 75	≤ 50
	ASTM E 662	DS(4.0min)	≤ 300	≤ 200	≤ 150	≤ 100
	ASTM E 662	DS(10min)	-	-	≤ 300	≤ 200
	BS 6853 Annex B.2	독성지수(R)	≤ 3.6	≤ 2.7	≤ 1.6	≤ 1.6

화재성능 합격기준(내장판)에서 가장 높은 위험등급인 4등급 성능



DFS03



DFP04



해외 난연 인테리어필름

일본 불연

LX하우시스 인테리어필름은 일본 국토교통성 건축자재 법규에 의거 불연 및 친환경(F☆☆☆☆)인증을 획득하여 판매되고 있습니다.

일본 불연 인증서(일본 전용 컬러에 한함)



불연기재(석고보드 외) 포함 기준



알루미늄 기재 포함 기준



철판 기재 포함 기준



중국 난연

LX하우시스 인테리어필름은 중국 중화인민공화국 소방법 제 9조에 의거 준불연 등급(A2)을 획득하여 판매되고 있습니다.

중국 준불연 등급(A2) 성적서(중국 전용 컬러에 한함)



Self-healing 인테리어필름

생활 스크래치와 같은 외관 손상 발생 시 뜨거운 물(80°C ↑)이나 열풍을 통해 표면이 자가복원(Self-healing)되는 기술이 적용된 인테리어필름입니다.



스크래치 발생



뜨거운 물에 자가복원



※ 시험방법 : 표면에 *Wire Brush로 스크래치를 발생시킨 후(15mm/min, 왕복 5회) 뜨거운 물(80°C ↑)을 붓고 물기를 제거하여 잔여스크래치 측정
※ 자사 자체 시험결과 기준이며, 실제 사용환경이나 테스트 조건에 따라 차이가 날 수 있습니다.

* Wire Brush

Model No.	Brass brush 4 lows
Wire diameter x hair length	φ0.14 x 16mm


실제로 체험해보세요.

샘플 표면에 스크래치를 낸 뒤에
뜨거운 물로 닦으면 스크래치가 지워집니다.

※ 주의사항 : 과도하게 열에 노출 시 필름 변형에 의한
영구적 손상이 발생할 수 있습니다. (적정 표면온도 : 80 ~ 120°C)



White



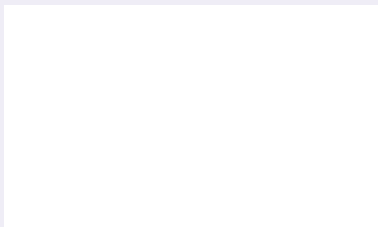
Black

※ 해당 제품은 제품 특성상 최소 주문 수량이 있으며, 구매를 원하시면 가까운 대리점으로 문의부탁드립니다.

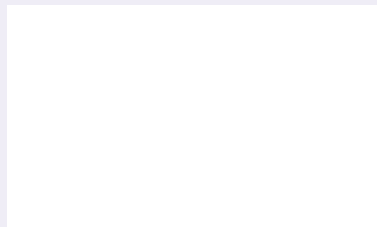
Window Film

휴게, 주거, 사무공간 등에 다양하게 활용 가능한 창문용 데코레이션 필름입니다.

Windeco(PVC) _ EP115, LC5510




EP115



LC5510



Windeco(PET)_LC5601



LC5601



※ 해당 제품 구매를 원하시면 가까운 대리점으로 문의바랍니다.



Certification & Test Report 인증 & 성적서

Fire Safety

화재 안전성



LX Z:IN 인테리어필름 BENIF 방염제품은 화재 발생 시 고객의 생명과 안전을 지키기 위해서, 국내 및 해외 화재 안전 공인시험을 통과하여 제품 안전성을 인정받고 있습니다.

실내 공간



방염성능 검사

한국소방산업기술원에서 형식승인을 받은 방염제를 사용하여 제품을 생산하며, 생산 제품 중 방염성능 검사를 통과한 양품만을 방염인자 표시하여 판매하고 있습니다.
(제품별 방염성능검사 합격 성적서 발급)



CE 인증

유럽연합(EU) 안전성 검증 규격입니다. 화재 전파 속도 뿐 아니라, 포름알데히드, 중금속 시험도 통과하여 유럽 내 유통하는 데 있어 제품의 안전성을 입증받았습니다.
(인증번호 1121-CPR-KA5008, 방염 제품에 한함)



UL 화염 및 연기 확산 시험(UL723) 검사

글로벌 안전인증기관인 UL(Underwriters Laboratories)에서 화염 및 연기 확산 시험(UL723)을 실시하여 성능을 검증받고 성적서를 확보하였습니다.
(성적서 번호 R26170)

Eco-Friendly

환경 친화성



LX Z:IN 인테리어필름 BENIF는 고객 및 시공자 안전과 환경을 생각하여 인체 및 환경에 유해한 물질을 최소화하기 위한 노력을 꾸준히 하고 있으며, 친환경 제품으로 고객과 커뮤니케이션하고 있습니다.

인간 친화성



친환경 건축자재 인증

건축자재의 유해물질을 측정하여 한국공기청정협회에서 제정한 친환경 건축자재 단체 표준인증 규정에 의거하여 검증한 시험 결과, 최우수 등급을 확보하였습니다.
단, 식품 접촉 시 안전성 여부는 검증되지 않았으므로 이 점 유의해주시기 바라며, 인증을 보유하지 않은 칼라가 있으니 인증서를 확인해주시기 바랍니다.
(단체표준인증서 제 HB2679G22-01호)



유럽섬유제품 품질 인증

제품/침구/완구/인테리어 자재 등 피부와 접촉이 일어나는 제품에 대해 약 200여 가지의 유해물질을 검증하는 인증으로, BENIF 일반형(솔리드) 제품은 업계 최초로 본 인증 1등급(Baby Class)을 획득하여 3세 미만의 영·유아 장난감 및 의류에 사용해도 되는 수준입니다.
(인증번호 SE025 164519 TESTEX)

자연 친화성



환경성적표지 인증

제품의 원료부터 생산, 유통, 사용, 폐기 등 전 과정에 대한 환경 영향도를 평가하여 환경 개선을 유도하는 제도로써, BENIF 우드(CW, DW, FW, SW)는 본 인증을 확보하여 지속적으로 환경 개선을 위해 노력하고 있습니다.(환경성적표지 제 2020-483호)



저탄소제품 인증

탄소발자국 값이 최대허용탄소배출량(동종제품의 환경성적표지 탄소배출량의 평균값) 이하거나 최소탄소감축율 이상인 경우 한국환경산업기술원에서 인증하는 것이며, BENIF 솔리드(RS, RGM)는 본 인증을 확보함으로써, 환경 친화적인 제품으로 널리 사용되고 있습니다.
(환경성적표지 제 2019-030호)



시공 유의사항

1. 사전 준비 작업

- 필름이 시공되는 피착재(MDF 등)의 종류와 상태를 확인하여 시공 시 문제가 발생될 수 있는지 사전에 점검해야 합니다.
 - MDF의 경우 밀도에 따라 시공 접착력의 차이 및 방염 성능의 차이가 발생하므로 밀도가 균일한 MDF를 사용하도록 합니다.
 - 도장면은 알코올로 표면의 오염물을 제거해야 하며 용제에 의한 도장면의 손상을 확인하고, 요철부위는 퍼티 처리 후 샌드페이퍼로 연마하고 이물질들을 먼지 털이 붓으로 제거해야 합니다.
 - 철판류는 알코올, 락카시나를 이용하여 표면의 오염물질을 제거한 후 용제에 의한 요철부위는 퍼티로 처리하고, 샌드페이퍼로 표면을 연마한 후 이물질들을 먼지 털이 붓으로 제거해야 합니다.
- 소비자가 선정한 제품의 이상 유무(패턴명, 외관 상태 등)에 대해 사전 검수 작업을 해야 합니다.
- 필름 시공은 목 공사 후 도장 및 도배 전 단계에서 시행해야 합니다.

2. 표면 사전 작업

- 필름이 시공될 피착재(MDF 등)의 단면(절단)부위는 샌드페이퍼로 충분히 연마해야 합니다.
 - 특히 목재류(MDF, PB 등)의 경우, 꺾임 부위 및 메지 부분의 평활도가 중요하므로 반드시 사전 확인 후 표면 상태가 거친 경우에는 충분히 샌드페이퍼로 연마하거나 퍼티 처리 후 시공해야 합니다.

3. 프라이머 처리 (PM-04)

- 필름 시공 시 프라이머는 LX하우시스 전용 수성프라이머(PM-04)를 사용해야 합니다.
- 프라이머 처리 시 피착재 중 목재류(MDF, PB 등)의 절단면은 프라이머 흡수율이 높기 때문에 프라이머를 2~3회 도포할 수 있도록 합니다. 중복 도포는 먼저 도포한 프라이머가 완전히 건조된 후 실시합니다.
- 프라이머의 권장 희석비율과 건조시간은 아래와 같으니 참고해주시기 바랍니다.

	시기	월	프라이머	물	건조시간(권장)
수성프라이머와 물의 혼합비	동절기	12~3월	1	1	24
	춘추절기	4~5월, 10~11월	1	1.5	12
	하절기	6~9월	1	2	8

4. 시공 방법

- 필름 시공은 반드시 시방서의 시공 지침에 따라 시공해야 하며, 상세 사항은 시공매뉴얼을 참조하시기 바랍니다. (service.lxhausys.co.kr - 자료실)
- 시공 시 재단된 필름의 절단면이 최대한 보이지 않게 시공해야 합니다.
- 최대한 피착재가 보이지 않도록 필름 시공을 해야 합니다.
- 제품 Lot간 색상 차이가 발생할 수 있으므로 Lot를 구분하여 시공해야 합니다.
- 시공 전 72시간부터 시공 후 48시간까지는 현장 온도를 15~25°C로 유지해야 합니다.
 - 동절기 시, 외부에 제품을 방치할 경우, 기온 하락에 따른 접착력 저하 현상이 발생할 수 있습니다.

5. 특정제품 시공 유의사항

- | | |
|-------------------|---|
| SW, EL | <ul style="list-style-type: none"> 본 제품들은 표면 필름층이 없고 표면 처리만 되어 있는 제품이므로, 모서리부위를 양모펠트나 면장갑으로 강하게 문질러 꺾을 시, 인쇄층이 손상될 수 있으니 주의해서 사용해야 합니다. 표면 처리층으로 인해 필름 겹침 시공 시, 슬립이 날 수 있으니, 수성프라이머 PM-04 원액을 도포 후 충분히 건조하여 시공해야 합니다. |
| PME | <ul style="list-style-type: none"> 부착면이나 점착면에 이물질이 묻은 상태로 시공할 경우, 이물질 부분이 표면으로 돌출되므로 주변 환경 청소와 부착면 샌딩 작업을 충실히 해줘야 합니다. |
| PW, SF, NS | <ul style="list-style-type: none"> 일반 제품에 비해 제품이 두껍고 엠보의 깊이나 형상이 다르므로 프라이머 처리 후 제품을 충분히 표면에 압착하여 붙여야 하며 꺾임 부위 및 겹침 부위 들뜸이 발생하지 않도록 더 많은 힘을 가해 마무리 해주시기 바랍니다. |

6. 기타 주의사항

- 필름 시공은 반드시 시방서의 시공 지침에 따라 시공해야 합니다.
- 시공 방법 및 피착재(MDF 등)에 관하여 시방서와 다른 류의 피착재에 시공할 경우, LX하우시스 및 대리점에 문의하여 시공 가능성을 확인해야 합니다.
 - 아크릴류 피착재에 시공 시 기포가 발생할 수 있으니 LX하우시스 및 대리점에 문의하여 확인 후 시공 바랍니다
- LX하우시스 인테리어필름의 유통기한은 공장 생산일로부터 2년간 유효합니다.
 - 보관 조건은 높은 온도, 습도를 피하여 주시고, 직사광선이 없는 곳에 보관해 주시기 바랍니다.
 - 온도 20°C, 습도 50%가 가장 적당합니다.
- 이동 및 운송 시, 충격에 의해 제품이 깨질 수 있으니 던지지 마세요. (특히 동절기 각별히 주의)
- 이형지는 가공 및 보관 과정에서 열과 수분에 의해 수축 및 팽창이 일어나므로 이형지 눈금은 참조용으로 활용해주시기 바라며, 재단 시에는 부착면의 실측치보다 여유있게 재단해주시기 바랍니다.
- 엠보가 깊은 제품은 시공 시 겹침 부위에 점착제가 도포되는 면적이 적어, 더 강한 압착으로 부착될 수 있게 주의를 기울여야 합니다.



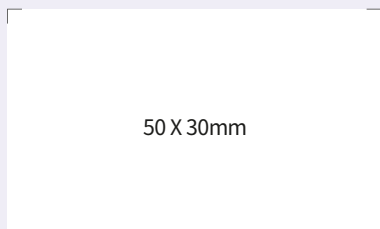
Specialty

Interior Film for railroad vehicle


We offer Interior Films that possess the performance required by the technical standards for railroad vehicles as announced by the Ministry of Land, Infrastructure and Transport(limited to colors specified for railroad vehicles), and these films are used as interior materials for KTX and SRT.

Inside Panel Fire Safety Standards						
Fire Performance Requirements	Test Method	Test Item	Passing Criteria			
	Test Standard		Hazard Level [1]	Hazard Level [2]	Hazard Level [3]	Hazard Level [4]
Inside Panel	ISO 5660-1	MARHE(kW/m ² , @50kW/m ²)	-	≤ 90	≤ 90	≤ 60
	ISO 5658-2	Qasb(MJ/m ²)	≥ 1.2	≥ 1.2	≥ 1.5	≥ 1.5
	ISO 5658-2	CFE(kW/m ²)	≥ 15	≥ 18	≥ 20	≥ 20
	ASTM E 662	DS(1.5min)	≤ 150	≤ 100	≤ 75	≤ 50
	ASTM E 662	DS(4.0min)	≤ 300	≤ 200	≤ 150	≤ 100
	ASTM E 662	DS(10min)	-	-	≤ 300	≤ 200
	BS 6853 Annex B.2	Toxic index(R)	≤ 3.6	≤ 2.7	≤ 1.6	≤ 1.6

Performance of Hazard Level 4,
which is the highest Hazard level in the Fire Performance Passing Criteria(Inside Panel)



DFS03



DFP04

Flame Resistance Interior Films from oversea

Japan non-combustible

LX Hausys Interior Film is being sold after obtaining non-combustible and eco-friendly(F☆☆☆☆) certifications based on Construction Materials Regulations from the Ministry of Land, Infrastructure,Transport and Tourism in Japan.

Japan non-combustible Certification(only for colors limited in Japan)



Inclusion standards other than non-combustible materials (gypsum board)



Inclusion standards including aluminum materials



Inclusion standards including steel materials



China Flame Resistance


LX Hausys Interior Film is being sold after obtaining a semi non-combustible rating (A2) according to Article 9 of the Fire Service Act in the People's Republic of China.

China semi non-combustible rating(A2) Report(only for colors limited in China)




Self-healing Interior Film

When the appearance of damage such as daily scratches occurs, this Interior Film is equipped with a self-healing technology where the surface is restored through hot water (80°C ↑) or hot air.



Scratch occurred



Self-healing in hot water

※ Test method: Scratches are generated on the surface using a *Wire Brush (15mm/min, 5 reciprocations), and residual scratches are measured after pouring hot water (80°C or above) and removing moisture.

※ This is based on our own test results, and actual results may vary depending on the usage environment or test conditions.


* Wire Brush

Model No.	Brass brush 4 lows
Wire diameter x hair length	φ0.14 x 16mm


Please experience it in real life

After creating scratches on the sample surface, they can be removed by wiping with hot water.

※ Caution: Excessive exposure to heat may cause permanent damage due to film deformation.
(Optimal surface temperature: 80 ~ 120°C)



White




Black

※ As a product feature, there is a minimum order quantity for this product. If you wish to make a purchase, please inquire at your nearest vendor.


Window Film

This is a decorative film for windows that can be used in various settings such as relaxation spaces, residential areas, and offices.

Windeco(PVC) _ EP115, LC5510




EP115



LC5510



Windeco(PET)_LC5601



LC5601



※ If you wish to make a purchase, please inquire at your nearest vendor.



Certification & Test Report

Fire Safety



To keep the safety and life of our customers in case of a fire, LX Z:IN Interior Film BENIF flame retardancy product is considered to be commendable for product stability by passing domestic and international fire safety certifications.

Interior space



Flame Retardancy Test

We manufacture our products using fire retardants that have been approved by Korea Fire Equipment Inspection Corporation, and only sell those items that have passed the flame retardancy test and then indicate the fire retardant label.

(Each product being issued with the flame retardancy test report that has passed the test.)



CE Certification

It is the stability verification standard of European Union(EU). The product's stability within the European market has been substantiated by passing not only the flame spread rate test but also formaldehyde and heavy metal tests.

(Certification Number 1121-CPR-KA5008, limited to flame retardancy product)



UL flammability and smoke diffusion test(UL723) examination

Our product's performance has been verified via flammability and smoke diffusion tests(UL723) conducted by the global safety certification organization UL(Underwriters Laboratories). After that, we have obtained the test report.

(test report number R26170)

Eco-Friendly



LX Z:IN Interior Film BENIF is making steady efforts to minimize substances harmful to the human body and the environment, considering the safety of customers and contractors and the environment, and communicating with customers with eco-friendly products.

Human affinity



Eco-Friendly construction materials certification

We have tested and verified the harmful substances in building materials, according to the certification standards for eco-friendly building materials established by the Korea Air Cleaning Association. As a result of the testing, we have obtained the highest grade. However, please note that the safety of these materials in contact with food has not been verified. Also, there are some colors that have not been certified, so please check the certification document for more information.

(Group Standard Certification No. HB2679G22-01)



The European textile product quality certification

This certification verifies the absence of approximately 200 harmful substances in products that come into contact with skin, such as general products, bedding, toys, and interior materials.

BENIF's **General (solid)** products were the first in the industry to obtain the 1st grade certification (Baby Class) under this standard, which confirms their suitability for use in clothing and toys for infants and toddlers under 3 years of age. (Certification No. SE025 164519 TESTEX)

Nature affinity



Environmental Product Certification

It is a system that evaluates the environmental impact of the entire process, including raw materials, production, distribution, use, and disposal of certified products, and encourages environmental improvements. BENIF **Wood (CW, DW, FW, SW)** has obtained this certification and is continuously striving for environmental improvement. (Environmental Product Certification No. 2020-483)



Low Carbon Product Certification

If the carbon footprint value is equal to or less than the maximum allowable carbon emissions (average carbon emissions of environmentally friendly labeled products of the same type), or if the minimum carbon reduction rate is achieved, it is certified by the Korea Environmental Industry & Technology Institute. BENIF **Solid (RS, RGM)** has obtained this certification and is widely used as an environmentally friendly product. (Environmental Product Certification No. 2019-030)



Installation Instructions

1. Preliminary Work

- It is necessary to check the type and condition of the adherend(MDF, etc.) on which the film is applied to see if any problems may occur during installation.
 - In the case of MDF, it is recommended to use MDF with uniform density, as the difference in installation adhesion and flame retardant performance occurs depending on the density.
 - The painted surface should be cleaned with alcohol to remove contaminants and checked for damage by the solvent. The uneven areas should be polished with sandpaper after putting treatment and foreign matters should be removed with a dust brush.
 - For iron plates, after removing contaminants from the surface with alcohol or lacquer, the uneven areas caused by welding should be treated by puttying. Foreign matters should be removed with a dust brush after polishing the surface with sandpaper.
- It is necessary to perform preliminary inspection on whether the product selected by the consumer has defects. (pattern name, appearance, etc.)
- Film installation should be carried out after carpentry work and before painting and wallpapering.

2. Surface Pre-work

- The cross-section(cutting) part of the adherend(MDF, etc.) where the film will be applied must be sufficiently polished with sandpaper.
- In particular, in the case of wood(MDF, PB, etc.), smoothness of the bent and joint parts is important. Therefore, if the surface condition is rough after inspecting in advance, it must be sufficiently polished with sandpaper or putty treatment before installation.

3. Primer Treatment (PM-04)

- When applying the film, LX Hausys proprietary water-based primer (PM-04) must be used.
- For the primer treatment, the cut surface of wood(MDF, PB, etc.) among the adherends has a high primer absorption rate, so the primer should be applied 2-3 times. Overlapping is done after the primer applied before has been completely dried.
- Please take note of the recommended dilution ratio and drying time for Primer as provided below.

Ratio of mixing water and water-based primer	Time	Month	Primer	Water	Drying time (recommended)
	Winter season	December - March	1	1	24
	Spring and Autumn season	April - May, October- November	1	1.5	12
	Summer season	June - September	1	2	8

4. Installation Methods

- Film installation must be carried out in accordance with the installation guidelines in the specification sheet, and for further details, please refer to the installation manual.(service.lxhausys.co.kr - reference)
- During installation, the cut surface of the film should not be visible as much as possible.
- Film should be applied in a way that the substrate is not visible as much as possible.
- Color differences may occur between product lots, so it is necessary to sort the lots for installation.
- The site temperature should be maintained at 15~25°C from 72 hours before installation to 48 hours after installation.
In winter, if the product is left outside, adhesion may decrease due to a drop in temperature.

5. Installation Instructions for Specific Products

- | | |
|-------------------|---|
| SW, EL | <ul style="list-style-type: none">• These products do not have a surface film layer but only do surface treatment. If you strongly rub the corners with wool felt or cotton gloves, the printed layer may be damaged, so please use our product carefully.• Due to the surface treatment layer, it may slip when film is overlapped. Therefore, the installation should be done after applying the water-based primer PM-04 undiluted solution and drying it sufficiently. |
| PME | <ul style="list-style-type: none">• When applying the film to a surface with foreign substances or contaminants, those substances may protrude from the surface and negatively affect the film's adhesion. Therefore, it is essential to thoroughly clean the surrounding environment and perform sanding work on the adhesive surface to ensure optimal adhesion. |
| PW, SF, NS | <ul style="list-style-type: none">• When installing products that are thicker and have a different depth or shape of embossing than regular products, it is necessary to apply sufficient pressure to attach the product to the surface after primer treatment. Also, it is important to apply more force to the folding and overlapping areas to prevent any lifting. |

6. Other Precautions

- Film installation must be carried out according to the installation standards of the specification.
- For installation methods and adherends(MDF, etc.), in case of the installation on a different type of adherend from the specifications, you must contact LX Hausys or a vendor to confirm the possibility of installation.
 - Air bubbles may occur during installation on acrylic adherends, so please check with LX Hausys or a vendor before installation.
- The shelf life of LX Hausys Interior Film is valid for two years from the date of factory production. Please store the product in a place without high temperature and humidity and avoid direct sunlight. The ideal conditions for storage are 20°C temperature and 50% humidity.
- When moving or transporting the product, please avoid dropping it as the product may break due to impact (especially during the winter season).
- Please be advised that release paper may undergo contraction or expansion during processing and storage due to the impact of heat and moisture. Consequently, we recommend utilizing release paper measurements as a point of reference, and when cutting, we suggest providing extra margin beyond the actual dimensions of the adhering surface.
- For products with deep embossing, special attention should be paid during installation to ensure sufficient adhesion through stronger pressure, as the area of adhesive installation on overlapping parts may be reduced.



Headquarters LX Hausys, Ltd 98, Huam-ro, Jung-gu, Seoul, Korea, 04637(LG Seoul Station Building) / Email : lxinfo@lxhausys.com / www.lxhausys.com

SALES SUBSIDIARY

U.S.A (Atlanta)

LX Hausys America Inc.
900 Circle 75 Pwky Suite#1500 Atlanta GA30339, U.S.A
TEL : +1-678-486-8220

EUROPE (Frankfurt)

LX Hausys Europe GmbH
Lyoner Str. 15 Atricom C6, D/60528 Frankfurt am Main, Germany
TEL : +49-69-583029-0

RUSSIA (Moscow)

LX Hausys Rus, LLC
Lesnaya Plaza 8th floor, 4, 4th Lesnoy pereulok, Moscow, 125047, Russia
TEL : +7-495-663-39-58

INDIA (Gurgaon)

LX Hausys India Private Ltd.
7F, Emmar MGF Digital Green, Tower B, Golf Course Ext. Road, Secotor 61,
Gurgaon-122009, Haryana, India
TEL : +91-124-421-2590

CANADA (Toronto)

LX Hausys Canada, Inc.
20 Norelco Drive, North York, Ontario, M9L 2X6, Canada
TEL : +1-905-660-4746

JAPAN (Tokyo)

LX Hausys Tokyo Branch
100-0004 Tokyo Sankei Building 25F, 1-7-2 Otemachi,
Chiyoda-ku, Tokyo, Japan
TEL : +81-3-5299-4533

REPRESENTATIVE OFFICES

TURKIYE

TK Deco Yapı Teknolojileri Limited Şirketi
Yeşilköy Mah. Atatürk Cad.
Dünya Ticaret Merkezi B2 Blok 34149 Kat:8 No: 280 Bakırköy, İstanbul
TEL : +90-212-285-11-01 / +90-535-104-11-91

TAIWAN

TAODE Enterprise Ltd.
Rm. B2, 10F., No. 49, Sec. 3, Minsheng E.
Rd., Zhongshan Dist., Taipei City 104483, Taiwan (R.O.C.)
TEL : +886-2-3771370

THAILAND

CK Cooperation Co.,Ltd
77/3 Village No.4, Bueng Kham Phroi Sub-District, Lam Luk Ka District,
Pathum Thani Province 12150, Thailand
TEL : +66-95-7982565

VIETNAM

TARA VIET NAM CONSULTING AND DEVELOPMENT.,LTD
Room 302, Sunlight house building, 12 street 1,
Tan Phu ward, District 7, Ho Chi Minh city, Viet Nam
TEL : +84-28-36200047(Office) / +84-9762-10411(Mobile)

spAce Architectural Interiors

7b Fairlie Road, Slough, Berkshire SL1 4PY

T 01753 696977 | E sales@space-interiors.co.uk | W space-interiors.co.uk